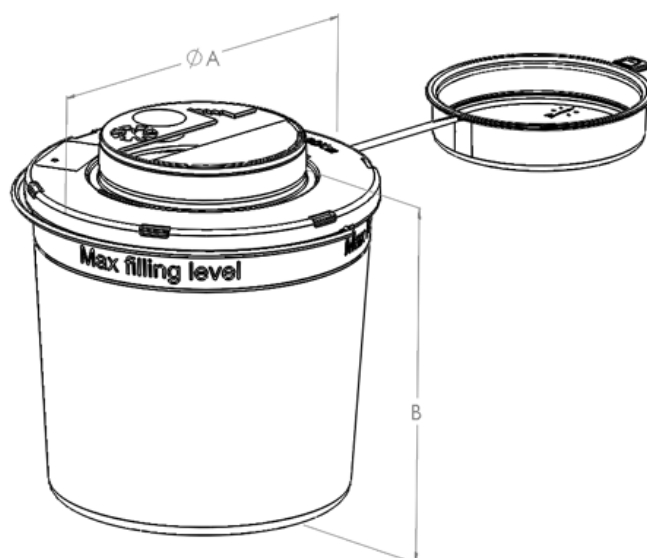


Specifications for project:

Labels for Safebox



1. About Safebox

Sundplast is a Swedish company that has specialized in production of high quality and cost effective injection molding plastics within various different fields. We started working with injection molding in the 1970's and since then we have built up substantial knowledge in technology, as well as in material and design. We offer complete solutions from an idea to the end product, including post treatment and packaging.

Sundplast is one of Scandinavia's leading manufacturers of containers for sharps, as well as clinical and medical waste, targeting the entire European market. Our customers place a high demand on safety and user-friendliness. Thus we are actively working on perfecting our existing selection at the same time as investing in the development of new products.

Our standard assortment, Safebox, ranges from containers of 0,25 liters up to 11 liters and is well established within the health care sector.

For more information, please visit www.safebox.eu or <https://www.sundplast.se/?lang=en>.



2 About the project

We need a new design of our labels for the product "Safebox". The reason why we want to change our labels is to get a modern and more advanced look of our product. We also want to create a unique product that is attractive for our customers, even if the product are used in hospitals and healthcare centers for collecting dangerous waste.

There is three sizes of labels (55x95, 90x95, 170x95 mm) for different boxes, but the label will contain similar information. There are certain requirements and factors from regulations/standards that you need to follow when you create the new layout. But it's up to you to change the design. You can work with background, fonts, effects, colors, structure, pattern, new symbols, logotype etc. The label could be any color, but the container will stay yellow so they have to look good together.


Keywords: Elegant, modern, functional, attractive, exclusive

3 Requirements according to standards/regulations

Requirements for the regulations ADR UN3291 and ISO 23907. This shall be a part of the layout.

3.1 UN3291 (ADR)

1. The symbol for danger waste. The image below illustrate how the design of the symbol must look. There is no specific color for the area outside the square, and no requirement for size of the symbol. The symbol has to be white and look like the first picture below, or without the dotted line if the background is contrasted (like in the label example).



3.2 ISO 23907

1. A clear indication of the fill line that marks maximal filling level. Text **"FILLING LEVEL"**. No specific design, font, size or color. Should be placed somewhere on the top of the label.



2. Text **"DANGER"** No specific place, design, font, size or color. This is not used in the example, but shall be a part of the layout.
3. **"No second use"** – No specific place, size or color. This is not used in the example, but shall be a part of the layout. Use the symbol:



4. Manufacture symbol and information about manufacturer:

No specific design, place, font, size or color. The manufacture symbol are not used in the example, but shall be a part of the layout.

Safebox (logotype or text)
Helsingborg, Sweden
www.safebox.eu



5. Item number/reference number (Use xxxxx-xx-xx-xx)

No specific design, place, font, size or color.

6. Text "Clinical waste, Unspecified, N.O.S."

No specific place, design, font, size or color.



7. Area for series, certification, size and useful capacity.

You can symbols for "series, certification, size and useful capacity" or you can use text as in the example:

"Series: Vital Certification: ISO23907:2012 Size: 2,2 L Useful capacity: 1,76 L"



8. Area for Illustrations. No specific place or size.

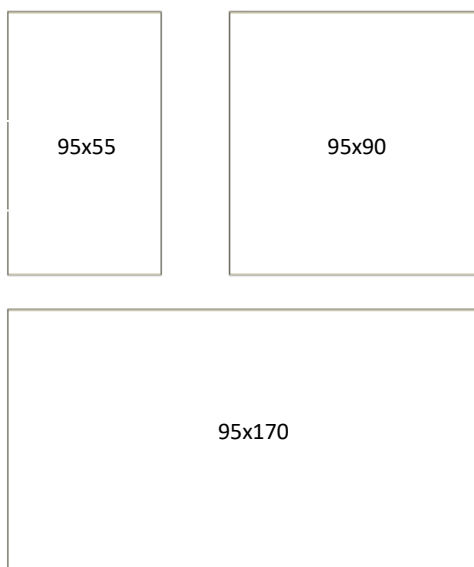


9. Text "Autoclavable at 134 c", "Do not force closure" and "Do not overfill". No specific place, design, font, size or colour.

4 Requirement from Sundplast

1. There is three different sizes of the labels:

- 95x55 mm
- 95x90 mm
- 95x170 mm



2. Text for certification "UN 3291 1H2/Y0,3/S/YR/N/NET2903A"

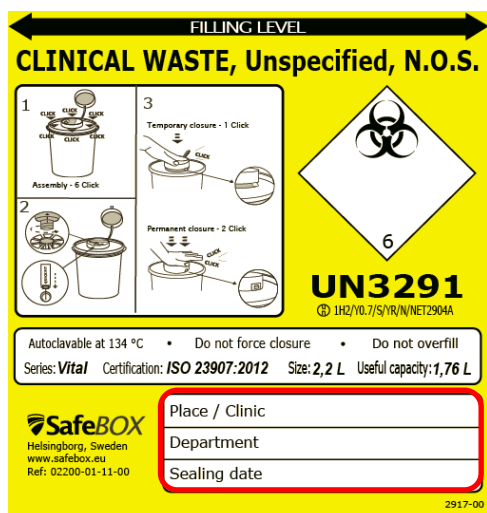
No specific place, design, font, size or color.



3. Three areas for information:

No specific place, design, font, size or color. They can also be separated from each other and you can also use symbols instead of text.

- a. Place / Clinic
- b. Department
- c. Sealed by & Date



5 Keywords and competitors

The most common names for this type of packaging are:
Sharps Container, Clinical Waste Container and Sharps bin.

4.1 Competitors

1. Sharpsafe – <http://www.sharpsafe.co.uk/>
2. Sanypick – <http://www.sanypick.com/>
3. Sharpak – <http://www.sharpakforsharps.co.uk/>
4. Daniels – <http://www.daniels.co.uk/catalog/browse.php?id=3>
5. PAROLAI STIL'ECO – <http://www.parolai.com/spip.php?rubrique122>

6 Logotype



AB Sundplast
David Lam
2018-02-19